


**123 Manual, LP-FIFSCXX In-Fusion® Field Fusion-splicing connector SC  
Assembly Instructions**

LPFIFSCXX\_M123\_ENB01W

**123 Manual****LP-FIFSCXX In-Fusion®  
Field Fusion-splicing connector SC****Assembly Instructions**


**A** Assembling procedure:




1. Pass the cable through the boot and the boot cap




2. Strip Drop cable with a stripper



3. Clean the stripped cable with alcohol soaked tissue




4. Cleave it with a cleaver



5. Place the **LP-FIFSCXX** onto **LPT-FIFCM1000**




6. Splice



**7.** Fold wings together for spliced-point protection



**8.** Assemble the boot and the cap



**9.** Assemble the Housing