


**123 Manual, LPFIF2X0X In-Fusion® Drop Cable Indoor/Outdoor
Field Fusion-splicing. Assembly Instructions**


LPFIF2X0X_M123_ENB01W

**123 Manual****LPFIF2X0X In-Fusion®
Drop Cable Indoor/Outdoor
Field Fusion-splicing****Assembly Instructions**


A Assembling procedure:




1. Pass the cable through the soft boot




2. Strip Drop cable with a stripper



3. Clean the stripped cable with alcohol soaked tissue




4. Cleave it with a cleaver




5. Place the LP-FIF200DD0001 onto LPT-FIFCM1000



6. Splice



7. Fold wings together for spliced-point protection



8. Assemble the connector boot



9. LanPro **LP-FIF200DD0001** Connector