

1

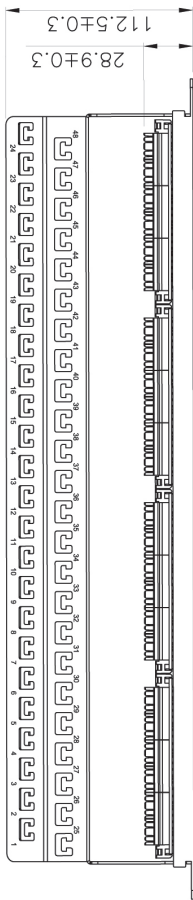
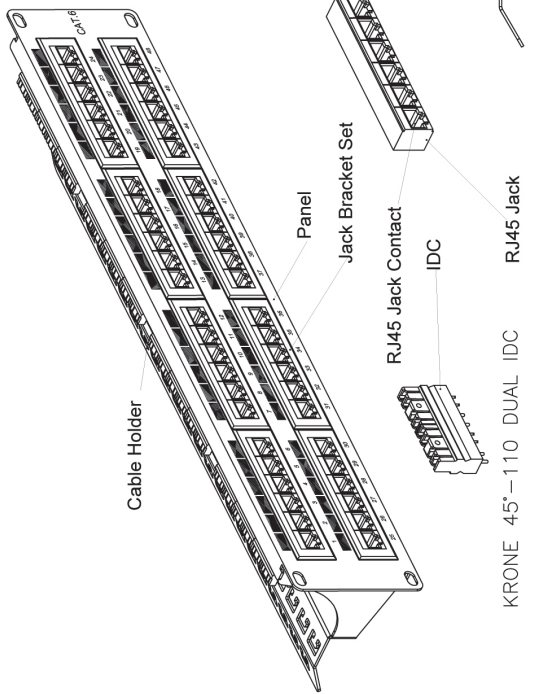
2

3

4

5

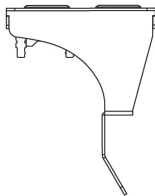
6



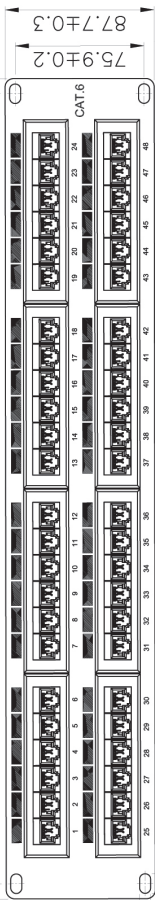
19 Inch(482.6±0.3 mm)

464.8±0.3

6.5±0.2




Krone 45-110 Dual IDC  
 RJ45 Jack  
 IDC  
 Jack Bracket Set  
 Panel



11.5±0.2

### CAT.6 6 PORT PCB MODULE



SCALE 1/1

1

2

3

4

5

6

GENERAL TOLERANCE OF DIMENSIONS  
 X.XXX ±0.005  
 X.XX ±0.05  
 X.X ±0.1

DRAWING	Apr. 2018	BF
CHECK	Apr. 2018	KM
APPROVAL	Apr. 2018	EF
SCALE	1/4 (A4)	UNIT mm
	DATE	NAME

DRAWING NO.: LPP8C64890USB_DD_SPB01W		ITEM NO.: LP-P8C64890USB
DRAWING CLASSIFICATION: S SHEET 1 OF 1		DES.: Patch panel CAT 6, 48 Ptos con barra de soporte y ángulo de entrada en 90°, serie 8000 sin blindaje

**BLANPRO**  
Connect-and-Forget

4

5

6

10cm

1

2

3

4

5

6