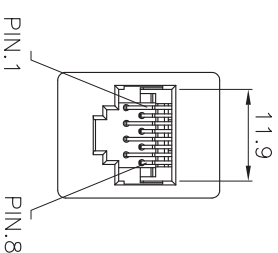
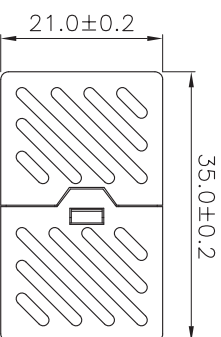
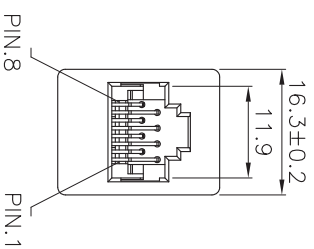


SCALE 1/1



CC : Color de Carcasa  
BK = Negro, WH = Blanco

GENERAL TOLERANCE OF DIMENSIONS	±0.005
XXX	±0.05
XXX	±0.1
X.X	

DRAWING	17.JUN.2010	BF
CHECK	17.JUN.2010	GR
APPROVAL	17.JUN.2010	EF
DATE		
SCALE	1/1 (A4)	UNIT
DRAWING NO.	LPCECC_DD_SPB01W.pdf	DRAWING CLASSIFICATION

ITEM NO.:LP-CPCECC

DES.:CAT 5e ACOPLADOR EN LINEA SIN BLINDAJE

**BLANPRO**



DRAWING CLASSIFICATION S SHEET 1 OF 1

AS5

10cm