

123 Manual, LP-PAR5W31 Offset Parabolic Antenna, assembly.

LPPAR5W31_M123_ENB01W



123 Manual, LP-PAR5W31 type of parabolic antenna offset, assembly.



1



Check the content of the box (see **Figure 1**) which consists of: one (1) semi-parabolic dish, one (1) feeder arm, and one (1) semi-parabolic and feeder arm joining base.



Figure 1

2

Proceed to affix the arm to the pole, as shown in **Figures 2**.



Figures 2

3

Remove the screws from the base, as shown in **Figure 3**.




Figure 3

4

Put the washers on the screws and insert them in the holes intended for this purpose. Then put the second washer as shown in **Figure 4**.



Figure 4

5

Affix the base as shown in **Figures 5**.



Figures 5

6


Proceed to place the semi-parabolic dish and affix with the screws, as shown in **Figures 6**. Remember to use the proper type of screws and affix with the washers and nuts at the rear of the dish.



Figures 6

7

Orientate the antenna according to **Figures 7**.



Figures 7