

**123 Manual, LP-5420G wireless router.
Channel Configuration**

LP5420G_M123_ENF01W

**123 Manual, LP-5420G
wireless router.
Channel Configuration**

1

Open the browser of your preference (for instance: IE, Firefox, etc.) and enter the address **192.168.1.1**, as shown in **Figure 1**.

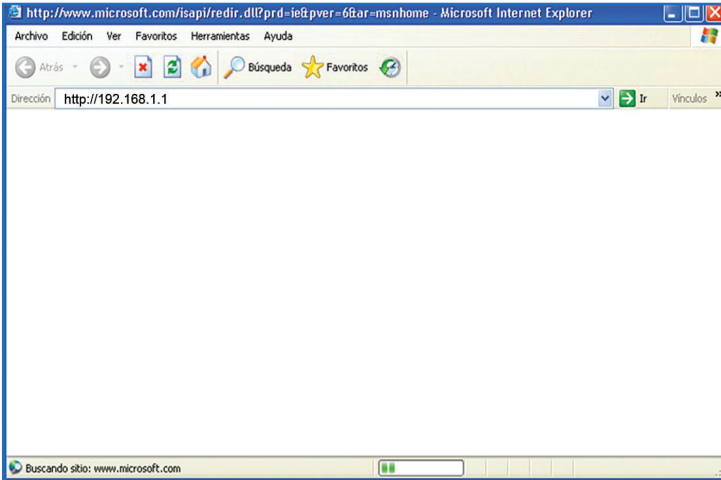


Figure 1

2

A pop-up window will be displayed requesting your username and password. Type **admin** (lower case letters) in both fields, as shown in **Figure 2**.



Figure 2

3

In the settings window, select **Wireless** and then **Wireless Settings**. In the window shown in **Figure 3** select the channel of your preference.

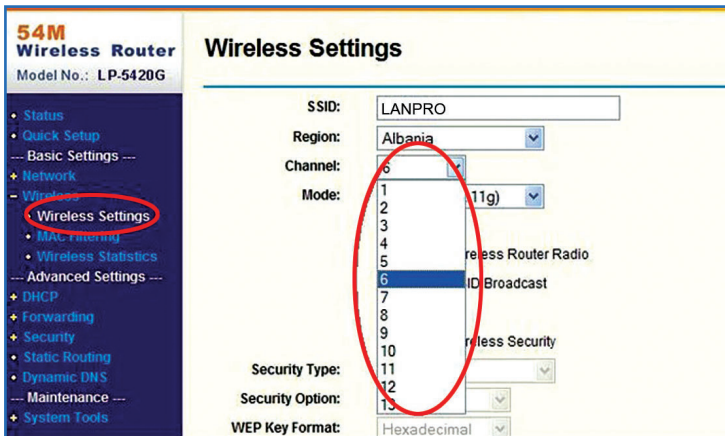


Figure 3

4

Select **Save** to save changes, as shown in **Figure 4**.

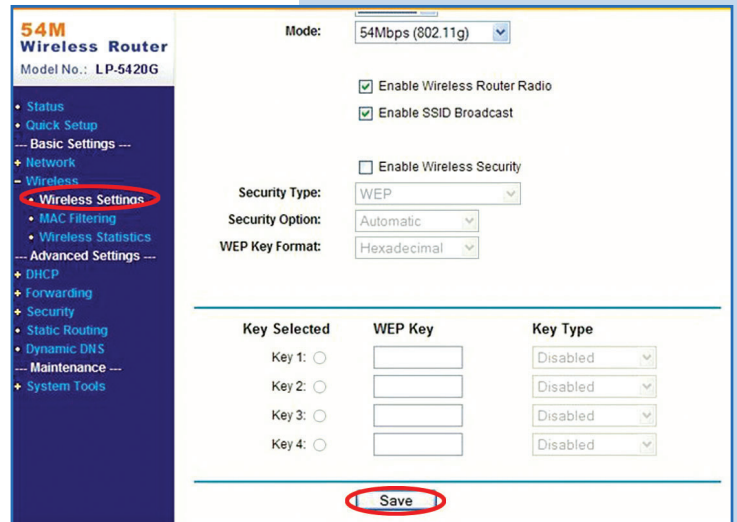


Figure 4