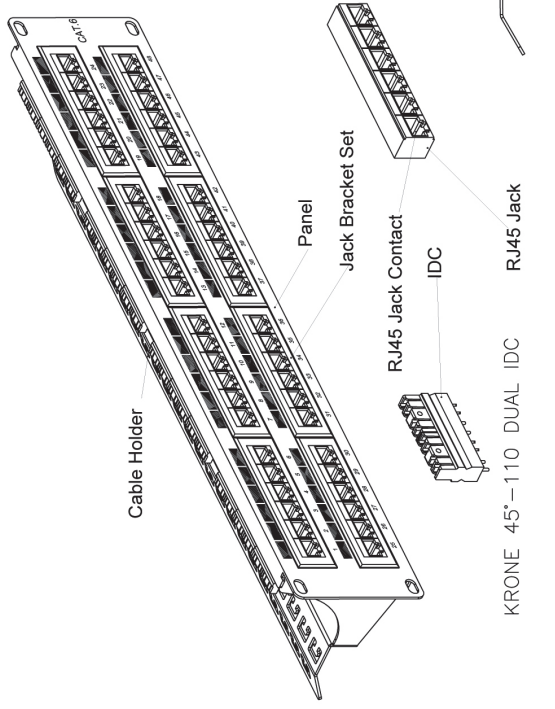
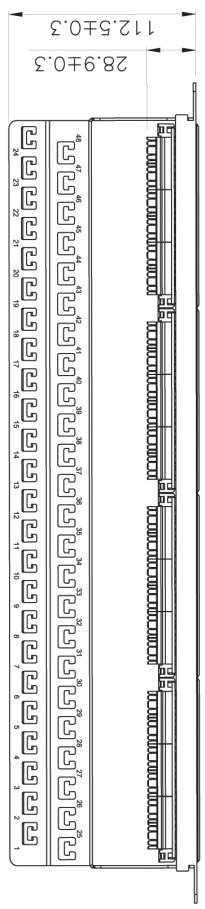


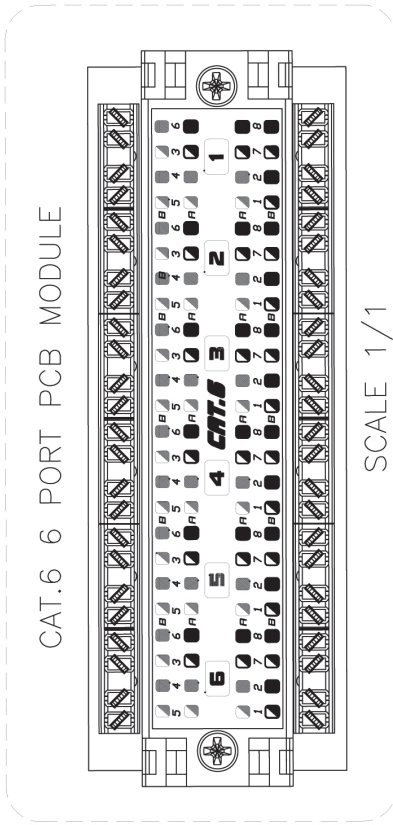
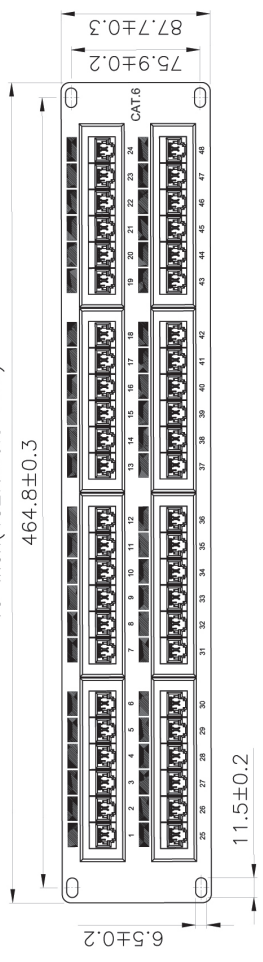
1 2 3 4 5 6



KRONE 45°-110 DUAL IDC



19 Inch(482.6±0.3 mm)



GENERAL TOLERANCE OF DIMENSIONS X.XXX ±0.005 X.XX ±0.05 X.X ±0.1	DRAWING	Apr. 2018	BF	BLANPRO Connect-and-Forget	
	CHECK	Apr. 2018	KM		
	APPROVAL	Apr. 2018	EF		
SCALE	1/4 (A4)	UNIT	mm	ITEM NO.:	LP-P8C64890USB
		DRAWING CLASSIFICATION		DES.: 8000 Series Unshielded CAT 6 Patch Panel with 48 ports with support bar and 90° of entry angle	
		DRAWING CLASSIFICATION		DRAWING NO.: LPP8C64890USB_DD_ENB01TW	
		DRAWING CLASSIFICATION		SHEET 1 OF 1	

1 2 3 4 5 6