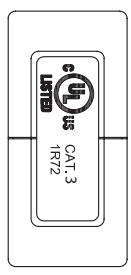
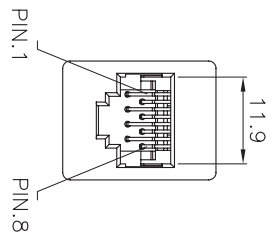
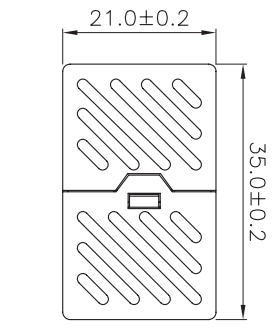
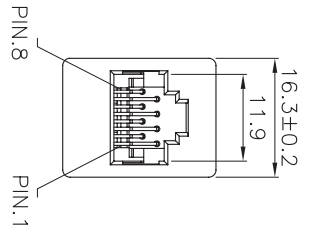


SCALE 1/1



CC : Housing Color
 BK=Black, WH=White

GENERAL TOLERANCE OF DIMENSIONS
 XXXX ±0.005
 XXX ±0.05
 X.X ±0.1

DRAWING	17.JUN.2010	BF
CHECK	17.JUN.2010	GR
APPROVAL	17.JUN.2010	EF
DATE		

SCALE	1/1 (A4)	UNIT	mm	NAME	ITEM NO.:LP-GPCTCC
DRAWING NO.	LPGPCTCC_DD_ENB01w.pdf	DES.:	CAT 3 UNSHIELDED IN-LINE COUPLER		
DRAWING CLASSIFICATION	S	SHEET	1	OF	1



DRAWING CLASSIFICATION S SHEET 1 OF 1



1 2 3 4 5 6 10cm